










FINISH




START

FINISH

CAT		RABBIT	FROG	DOG
MONKEY		COW		PANDA
BEE		SHARK		DUCK
KOALA		HORSE		PENGUIN
LION		PIG		MOUSE
ELEPHANT		TURTLE		LADYBUG
FISH		HIPPO		GOAT
SNAKE		BUTTERFLY		BEAR
KANGAROO		DONKEY		TIGER
SHEEP	CROCODILE	POLAR BEAR		GIRAFFE



# **INSTRUCTIONS**

This is a great game to encourage children to learn all the names for animals in a fun and engaging way.

Print out all the pages in this document.

Pages one and two should be laminated back to back, as page two has the answers, if you would like to use the boardgame a number of times.

Page three with the counters should also be laminated if using for a number times. Cut out each counter.

Items needed :

1 x boardgame

1 x counter per player

1 x dice

How to play :

Each player takes it in turn to throw the dice and move the amount of times on the dice and then says the correct name of the animal.

If they do not know or get it wrong they have to move back one space. The answers are on the back of the boardgame so that players can find the answers.

To make it more fun you can put a sweet or treat on the finish square or one or two other squares throughout the game.